

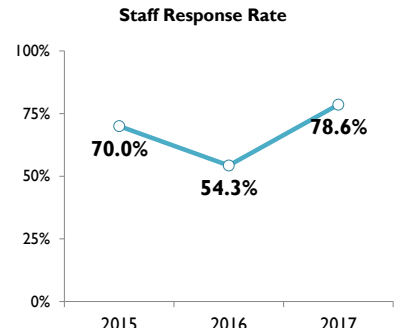
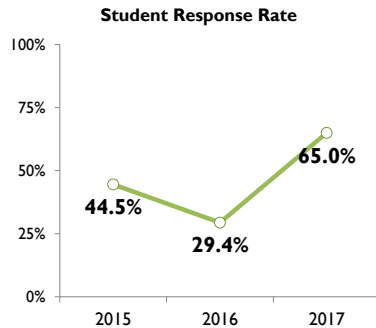
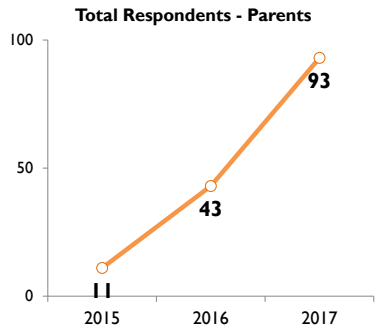
Baltimore City Public Schools 2016-17 School Survey Results Summary

Research has shown that school climate has a significant impact on student outcomes; six aspects of climate (highlighted below) are particularly influential. In Baltimore City Schools, students' sense of belonging, safety and mutual respect are linked to lower chronic absence rates and higher pass rates on state tests. Additionally, when City Schools' staff like the classes they teach, schools are more likely to have higher attendance, lower chronic absence and higher pass rates on state tests. Below are the results of the annual school survey for students and staff from the 2016-17 school year. It was the last year the survey was given by City Schools because the Maryland State Department of Education planned to begin a statewide climate survey in the 2017-18 school year. The state's survey didn't start until the 2018-19 school year. Results from the 2018-19 survey are expected to be released by MSDE in the fall of 2019.

New Era Academy

School Number: 422

School Type: Middle - High



Important Focus Areas - Six Key Items

KEY ITEM	PARENTS			STUDENTS			STAFF		
	2015	2016	2017	2015	2016	2017	2015	2016	2017
1) Students respect each other				36.8%		31.9%	65.0%	44.4%	27.3%
2) I feel like I belong at this school/ My student feels like she/he belongs at this school		95.0%	64.8%	38.0%		37.1%	61.9%	57.9%	62.5%
3) If students break rules, there are fair consequences		94.7%	62.6%	47.3%		52.8%	61.9%	31.6%	18.2%
4) Teachers provide extra academic help to students who need it		100.0%	76.7%	80.5%		70.0%	95.2%	94.7%	97.0%
5) Students feel safe at this school		92.7%	54.4%	48.1%		47.1%	66.7%	38.9%	24.2%
6) I like my classes/ I like the classes I take/I like the classes I teach				64.2%		62.1%	93.8%	93.8%	85.7%

Dashes indicate School Type Average

Baltimore City Public Schools 2016-17 School Survey Results Summary

New Era Academy

School Number:

422

School Type:

Middle - High

SCHOOLWIDE HIGHEST AND LOWEST RESPONSES

PARENTS

Items with the highest satisfaction

Items with the lowest satisfaction

Item	Percentage responding positively 2016	School type average 2016	Percentage responding positively 2017	School type average 2017	Item	Percentage responding positively 2016	School type average 2016	Percentage responding positively 2017	School type average 2017
When a student does something bad at school the parents are informed	94.9%	86.6%	78.9%	87.3%	I would recommend this school to others	90.0%	84.6%	48.9%	84.5%
Parents or guardians are welcome at this school	95.2%	87.8%	78.5%	91.7%	Parents have the opportunity to give input into the school s decisions	94.7%	76.6%	49.5%	76.6%
Teachers care about their students	100.0%	87.5%	76.9%	89.8%	The school building is clean and well maintained	95.1%	84.5%	50.0%	80.9%
The school sends me information in my native language	100.0%	76.5%	76.7%	87.2%	Student work in the arts is displayed or presented in my child s school	94.9%	82.0%	53.3%	78.9%
Teachers provide extra academic help to students who need it	100.0%	86.1%	76.7%	88.3%	Parents can use resources at my child s school when school is not in session	90.2%	67.5%	54.4%	65.2%

STUDENTS

Items with the highest satisfaction

Items with the lowest satisfaction

Item	Percentage responding positively 2016	School type average 2016	Percentage responding positively 2017	School type average 2017	Item	Percentage responding positively 2016	School type average 2016	Percentage responding positively 2017	School type average 2017
This school is well lit	NA	86.3%	70.2%	84.0%	Students have satisfying food options at this school	NA	32.4%	23.7%	32.7%
Teachers provide extra academic help to students who need it	NA	83.6%	70.0%	81.0%	The school building is clean and well maintained	NA	50.2%	29.7%	50.1%
When a student does something bad at school the parents are informed	NA	82.4%	68.8%	81.5%	Students are NOT often roaming in the halls during class time at this school	NA	36.2%	30.8%	38.5%
I like my teachers	NA	76.6%	66.9%	76.8%	Students respect school staff	NA	46.1%	31.2%	46.7%
I learn a lot at my school	NA	84.9%	62.6%	83.1%	Students respect each other	NA	40.8%	31.9%	40.0%

STAFF

Items with the highest satisfaction

Items with the lowest satisfaction

Item	Percentage responding positively 2016	School type average 2016	Percentage responding positively 2017	School type average 2017	Item	Percentage responding positively 2016	School type average 2016	Percentage responding positively 2017	School type average 2017
Teachers regularly inform students about lesson objectives	100.0%	95.1%	100.0%	95.9%	It is NOT often too hot at this school	36.8%	69.5%	9.1%	67.6%
Teachers care about their students	100.0%	96.9%	97.0%	98.0%	I have adequate supplies to do my job	33.3%	68.2%	9.1%	63.8%
Teachers provide extra academic help to students who need it	94.7%	95.6%	97.0%	96.7%	Students are NOT often roaming in the halls during class time at this school	15.8%	51.5%	9.1%	54.7%
I am well organized and prepared	89.5%	96.0%	97.0%	95.8%	It is NOT often too cold at this school	NA	56.4%	12.1%	55.4%
The staff are willing to help each other out	88.9%	90.5%	90.9%	92.5%	I have the opportunity to provide input into the school s budgetary decisions	33.3%	42.1%	12.9%	42.0%

NOTE: This report presents results for your school and the average for schools of the same type as yours – high, middle/high, middle, elementary/middle, or elementary, depending on your school's grade configuration. Response rates are not calculated for parents as the total number of parents at each school is unknown. In cases where there are score ties for items with highest/lowest satisfaction, the first score in that tie was generally selected for this report. Review your school's item-level report to see all items on the survey. N/A appears if data are not available for a stakeholder group. #N/A indicates that school type average information is not available when a school's data have been suppressed. Data were suppressed if there were 5 or fewer respondents in a given category and if the response rate was less than 30%.